

G10

PLAY HARD. WORK HARD.

THE LDV G10 PASSENGER & CARGO VAN



WORKING HARDER EVERY DAY

LDV G10 7 SEATER

WORLD CLASS

LDV has a global reputation for building world class vehicles and the new LDV G10 MPV Passenger Van is no exception.

With refined Italian styling and design from the world famous Turin Design Centre, the G10 is easy on the eye. It has a powerful 165kW TGI turbo charged petrol engine teamed with a ZF 6 speed automatic transmission delivering an exceptional drive. Add to this a long list of creature comforts and you have a vehicle that will keep everyone happy.



Front air conditioning with temperature display

Rear air conditioning with separate control

Double side-sliding doors

Available as a purpose built
7 seater or 9 seater model.
There is room for everyone.

LDV G10 9 SEATER

TRAVELLING IN COMFORT

The G10 Passenger Van is made for carrying people and carrying them comfortably.

The interior cabin is vast with a central aisle delivering easy access wherever you are sitting. The second and third row seats are on rails so leg room can be varied or luggage space allowed for.

LDV has always taken Driver Comfort very seriously because a comfortable driver is a safer driver. The spacious cabin has been designed with comfort in mind – comfort for everyone.

For the driver, there's cruise control, Bluetooth for the phone, a rear camera with park assist and passive entry and start. Drivers love the G10.

And with standard features like a 6 speaker entertainment system with radio, MP3 connectivity, Bluetooth streaming, DVD with a 7" dash LCD and dual control air conditioning, everyone will be happy.

The 9 seat G10 also comes with leather trim seats for extra luxury.



2.0-litre turbo petrol engine
delivering 165kW

2 Child seat anchor points

LDV G10 CARGO

THE G10 VAN IS MADE FOR HARD WORK

The G10 Van really does make hard work a whole lot easier.

Its 5.2m³ cargo area has a payload of 1093kg and can accommodate up to two standard pallets.

Access is easy with 2 sliding doors as standard plus a rear lift tailgate which also provides protection from the weather when loading.

There are lots of options for securing cargo. The G10 has strong load tie down points both on the floor and on the wheel arches.

There is a thick, tough floor covering throughout the vehicle and an interior lining that goes half way up the side walls to protect both the vehicle and your cargo.

And to make sure you are never left in the dark, there are four lights in the load area along with an integrated step on both sides. Too easy!



LDV G10 CARGO

THE G10 VAN IS A COMFORTABLE WORKPLACE

LDV has always taken driver comfort very seriously because a comfortable driver is a safer driver. The G10 Van is a great example of this.

The spacious cabin has been designed with comfort in mind.

The driver's seat is well padded with an arm rest and a range of adjustments ensuring comfortable driver positioning.

The steering wheel is tilt adjustable and there's a well-placed step and grab handle to make getting in and out of the van easier.

The G10 comes standard with features like a quality audio system that includes a radio, MP3 connectivity, a DVD with a 7" dash LCD and Bluetooth.

Rear camera and park assist are standard. Cruise control is also standard on the G10 Auto.

And of course, the G10 comes with air conditioning, power front windows, power side mirrors and keyless entry.

There's even loads of storage space for your mobile office gear which turns the van into a mobile office.

Yes, everything in the G10 is designed to make your working day a lot easier.



LDV G10

PERFORMANCE

POWER TO PERFORM


The G10 Passenger & Cargo Van doesn't just look good from the outside. Under the bonnet is a new generation powerful 2 litre turbo charged petrol engine with Gasoline Direct Injection (GDI) and Double Variable Valve Timing (DVVT). Together this produces an engine with an output of up to 165kW and 330Nm of torque. The G10 Manual variant comes with a 2.4 petrol multipoint fuel injection engine producing 105kW and 200Nm of torque.

The all new 1.9 litre TDi Diesel engine delivers remarkable performance and economy. Power for this engine is 106.5Kw and 350Nm of torque with combined economy of 8.3L/100km.


The G10's ZF 6 speed automatic transmission (2.0 TGt only) is found in numerous luxury European brands and when combined with chassis tuning courtesy of Lotus, it's no wonder the G10 offers a smooth, responsive drive reminiscent of a sporty little coupe. The G10 2.4 Petrol variant comes only with a 5-speed manual transmission. The G10 Diesel variant has a two options, a 6-speed manual transmission or the ZF 6 speed automatic transmission.

Rear wheel drive combined with effortless power and torque, smooth automatic gear changes and a positive steering response make the G10 a delight to drive, either around town or on the highway.

Gasoline Direct Injection (GDI) and
Double Variable Valve Timing (DVVT)




Diesel Turbo Direct Injection (TDI)



Output of up to 106.5kW and
350Nm of torque

2.4 Petrol
Multipoint Fuel Injection



Output of up to 105kW and
200Nm of torque

LDV G10


SAFETY

SERIOUS ABOUT SAFETY

Safety is important, and LDV has delivered with a Lotus calibrated chassis, an ESP safety system by Bosch, Anti-skid brakes (ABS), Electronic brake force distribution (EBD) and Emergency brake assist (EBA), to ensure braking is optimal for any driving situation.

On top of that the G10 has Electronic stability control (ESC) with Roll movement intervention (RMI), both driver and passenger airbags, rear fog lamps and a tyre pressure monitoring system.

When you consider that pedestrian safety hasn't been forgotten either, with the G10 offering both a rear camera with park assist and parking sensors, it's clear the G10 takes safety seriously.




ESP safety system by Bosch



Tyre Pressure
Monitoring System



Reversing Camera



Lotus calibrated
chassis

G10 PASSENGER SPECS

LDV G10	7 SEATER	9 SEATER
SPECIFICATIONS		
Engine	2.0 TGI turbo charged petrol engine	
Maximum Power (kW)	165	
Maximum Torque (Nm)	330	
Displacement (cc)	1995	
Transmission	ZF Six speed automatic	
Fuel Tank (Litres)	75	
Fuel Consumption (Combined L/100km as per ADR 81/02)	11.7	
STEERING AND HANDLING		
Hydraulic power assisted steering	✓	✓
Front Suspension – Macpherson struts	✓	✓
Rear Suspension – Five link coil springs	✓	✓
16" alloy wheels (6.5J x 16)	✓	✓
Tyres 215/70R16	✓	✓
Full size spare wheel	✓	✓
BRAKES		
Front ventilated discs	✓	✓
Rear discs	✓	✓
Anti skid brakes (ABS)	✓	✓
Electronic brake force distribution (EBD)	✓	✓
Electronic stability control (ESC)	✓	✓
Emergency brake assist (EBA)	✓	✓
EXTERIOR FEATURES		
Dual side sliding doors	✓	✓
Lift tail gate	✓	✓
Heated, power side mirrors	✓	✓

LDV G10	7 SEATER	9 SEATER
INTERIOR FEATURES		
Seats	7	9
Child seat anchor points	2	2
Leather trim seats	-	✓
Front air conditioning with temperature display	✓	✓
Rear air conditioning with separate control	✓	✓
Cruise control	✓	✓
Power windows (front)	✓	✓
Driver's window one touch up/down function and jam protection	✓	✓
6 speaker radio, MP3 and DVD with a 7" in dash LCD	✓	✓
Bluetooth phone and audio	✓	✓
Multi-function steering wheel	✓	✓
Tilt adjustable steering wheel	✓	✓
SAFETY FEATURES		
Anti skid brakes (ABS)	✓	✓
Electronic brake force distribution (EBD)	✓	✓
Electronic stability control (ESC)	✓	✓
Emergency Brake Assist (EBA)	✓	✓
Roll Movement Intervention (RMI)	✓	✓
Driver's and passenger airbags	✓	✓
Rear camera with Park Assist	✓	✓
Parking sensors with alarm	✓	✓
Speed limiter	✓	✓
Passive entry, passive start and central locking	✓	✓
Adaptive Xenon headlights	✓	✓
Rain sensing wipers	✓	✓
Fog lamps front and rear	✓	✓
Tyre pressure monitoring system	✓	✓

LDV G10	7 SEATER	9 SEATER
DIMENSIONS		
Length (mm)	5168	5168
Width (mm)	1980	1980
Height (mm)	1928	1928
Ground Clearance (mm)	134	134
Wheel base (mm)	3198	3198
Turning circle (m)	11.8	11.8
Gross vehicle mass (kg)	2800	2850
Tare weight (kg)	2057	2107
Payload (kg)**	743	743
Front axle capacity (kg)	1275	1300
Rear axle capacity (kg)	1525	1550
Unbraked towing capacity (kg)	750	750
Braked towing capacity (kg)	1500	1500
3 year/100,000km* Warranty & Roadside Assist	✓	✓

* Whichever occurs first.
** Includes occupants, fuel and fitted options. The weight of these must be deducted from the payload to determine load carrying capacity. Front and rear axle loads must not be exceeded.

Specification	Automatic	Manual	Manual	Automatic
Engine	2.0 TGI turbo charged petrol	2.4 petrol multipoint fuel injection	1.9 TDI turbo charged diesel	1.9 TDI turbo charged diesel
Maximum Power (kW)	165	105	106.5	106.5
Maximum Torque (Nm)	330	200	350	350
Displacement (cc)	1995	2378	1991	1991
Transmission	ZF 6 speed auto	5 speed manual	6 speed manual	ZF 6 speed auto
Fuel Tank (Litres)	75	75	75	75
Fuel Consumption (comb L/100km as per ADR 81/02)	11.7	11.5	8.3	8.6

Steering and Handling	Automatic	Manual	Manual	Automatic
Hydraulic power assisted steering	✓	✓	✓	✓
Front Suspension – Macpherson struts	✓	✓	✓	✓
Rear Suspension – Five Link Coil Springs	✓	-	-	✓
Rear Suspension – Four Leaf Springs	-	✓	✓	✓
16" alloy wheels (6.5J x 16)	✓	✓	✓	✓
Tyres 215/70R16	✓	✓	✓	✓
Full size spare wheel	✓	✓	✓	✓

Brakes	Automatic	Manual	Manual	Automatic
Front ventilated discs	✓	✓	✓	✓
Rear discs	✓	✓	✓	✓
Anti skid brakes (ABS)	✓	✓	✓	✓
Electronic brake force distribution (EBD)	✓	✓	✓	✓
Electronic stability control (ESC)	✓	✓	✓	✓
Emergency brake assist (EBA)	✓	✓	✓	✓

Interior Features	Automatic	Manual	Manual	Automatic
Seats	2	2	2	2
Cruise control	✓	-	-	✓
Air conditioning	✓	✓	✓	✓
Power windows (front)	✓	✓	✓	✓
2 speaker radio, MP3 and DVD with a 7" in dash LCD	✓	✓	✓	✓
Bluetooth phone and audio	✓	✓	✓	✓
Tilt adjustable steering wheel	✓	✓	✓	✓

Exterior Features	Automatic	Manual	Manual	Automatic
Dual side sliding doors	✓	✓	✓	✓
Lift tail gate	✓	✓	✓	✓
Power side mirrors with integrated turning signal	✓	✓	✓	✓

Safety Features	Automatic	Manual	Manual	Automatic
Roll Movement Intervention (RMI)	✓	✓	✓	✓
Driver's and passenger airbags	✓	✓	✓	✓
Rear camera with Park Assist	✓	✓	✓	✓
Parking sensors with alarm	✓	✓	✓	✓
Remote keyless entry and central locking	✓	✓	✓	✓
Fog lamps rear	✓	✓	✓	✓
Tyre pressure monitoring system	✓	✓	✓	✓

* Includes occupants, fuel and fitted options. The weight of these must be deducted from the payload to determine load carrying capacity. Front and rear axle loads must not be exceeded. All information in this document is correct at time of publication however variations may occur from time to time and Great Lake Motor Distributors Ltd insofar as is permitted by law to do so, shall not be liable in any way as a result of any reliance by any person on anything contained in this document.

G10 CARGO SPECS

Dimensions	Auto+Manual
Length (mm)	5168
Width (mm)	1980
Height (mm) highest dimension	1928
Ground clearance (mm)	134
Wheel base (mm)	3198
Turning circle diameter (m)	11.8
Cargo area length (mm)	2660
Cargo area width (mm) widest dimension	1720
Cargo area height (mm) highest dimension	1310
Wheel arch width (mm)	1235
Rear door opening width (mm)	1382
Rear door opening height (mm)	1179
Side door opening width (mm)	835
Side door opening height (mm)	1414
Gross vehicle mass (kg)	3000
Tare weight (kg)	1907
Payload (kg)*	1093
Front axle capacity (kg)	1370
Rear axle capacity (kg)	1630
Unbraked towing capacity (kg)	750
Braked towing capacity (kg)	1500
Cargo Volume (m³)	5.2
3 year/100,000km (whichever occurs first) Warranty & Roadside Assist	✓

LDV is part of SAIC, a Fortune Global 500 company, which sold over 5 million vehicles in 2014 making it the largest automotive manufacturer in China.



LDV G10 ACCESSORIES

Composite Bulk Head*



*Available for Cargo vans only.

Tow Bar & Wiring



Cargo Barrier*



*Available for Cargo vans only.

Nudge Bar*



*Available for Cargo vans only.

Glazing



Canvas Seat Covers



Jackson Enterprises Folding Bench Seat, 3 Seater (Low Volume Certified)



Bonnet Protector



Heavy Duty Roof Racks 3 Bars



Aero Roof Racks 3 Bars



Lamson Shelving



Monsoons - Pair



FINANCE OPTIONS

LDV Finance provides financial solutions designed to provide flexibility, ease and peace of mind. So from the start of your journey with us, you'll remain firmly and comfortably in the driver's seat of the financial arrangement you choose for your new vehicle.

For the complete range of vehicle finance solutions visit your nearest LDV dealer.

WARRANTY

The LDV gets a big tick for peace of mind with the reassurance of a comprehensive factory backed 3 year/100,000km* warranty.

ACCESSORIES

There is a full range of accessories available for the LDV. For more information, ask your nearest LDV Dealer or go to ldv.co.nz

REPUTATION

LDV is one of Europe's most recognised commercial vehicle brands. Not only has LDV had sales success as a cargo and passenger van, it has also been selected by some of Europe's most respected fleets and is the recipient of numerous awards.

LDV is now a division of SAIC, a Fortune Global 500 company, which sold over 6.5 million vehicles in 2016 making it the largest automotive manufacturer in China.

LDV DEALERS

LDV owners have the backing of our nationwide dealer network, which provides comprehensive sales, service and parts back up wherever you may be. To find your nearest LDV dealer just go to ldv.co.nz

ROADSIDE ASSISTANCE

All LDV G10s come with LDV Roadside Assist. In the event that your vehicle is immobilised, you can rest assured that LDV Roadside Assist will help you to continue your journey with the minimum of inconvenience.

LDV Roadside Assist supports you and your vehicle for the period of your manufacturer's warranty, 24 hours a day, 7 days a week, 365 days a year.



**Get in touch with your LDV & SsangYong Dealer.
0800 LDV VANS | ldv.co.nz**